

# JANTZEN AUDIO

## TL Center

Designed by Troels Gravesen



Click the buttons below to go to:

[Price List](#)

[Complete Design Article](#)

[Contact / Purchase Form](#)

# JANTZEN AUDIO

## Troels Gravesen's Introduction:

Using The Loudspeaker 1, 2 or 3 or the Fatial 3WC 15" for a surround setup requires a similarly efficient center speaker.

Hence the TL-CENTER, featuring two high-powered 10" bass drivers.

For midrange I use the magnificent Fatial Pro 6RS140 and for treble the no less magnificent SB Acoustics SB29BAC-C000-4 Beryllium tweeter.

### **IMPORTANT!**

**Please read our sales terms to read about how the DIY kits are delivered and other important information.**

Click [HERE](#) to read sales terms

# JANTZEN AUDIO

**Note!**

We can only include the Faital Pro mid-range units and the SBA tweeters in the DIY kit – **The 18 Sound woofers must be bought elsewhere.**

## Drivers used in the construction:

2 x 18 Sound 10NW650 (8Ω) (Woofers)



1 x Faital Pro 6RS140 (8Ω) (Mid-range unit)



1 x SBA SB29BAC-C000-4 (Tweeters)



# JANTZEN AUDIO

## Crossover components:

### Coils:

Air & Iron Core Wire Coils



### Tweeter capacitors:

Alumen Z-caps & Superior Z-caps



### Mid-range capacitors:

Superior Z-caps



### Bass section capacitors:

Compact MKT caps



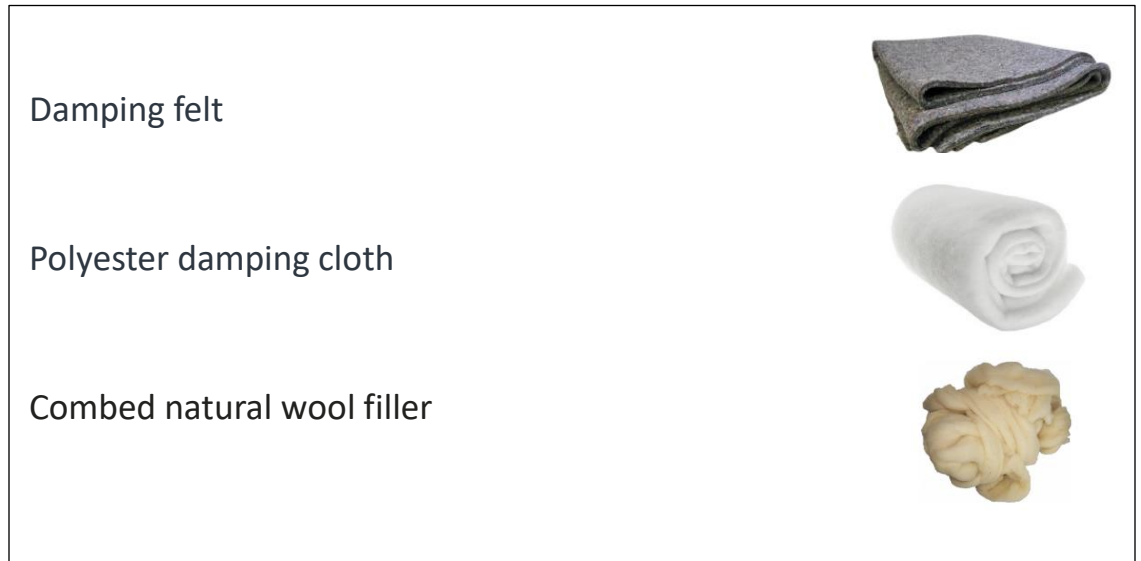
### Resistors:

Superes (wire wound)

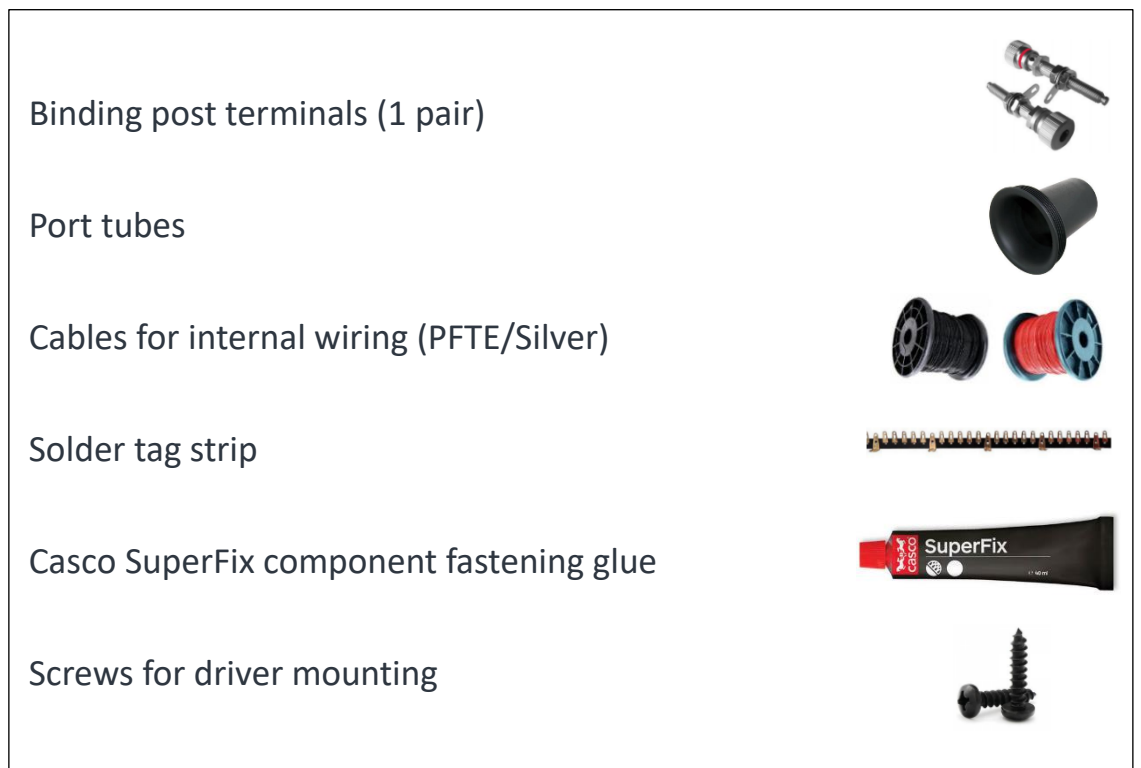


# JANTZEN AUDIO

## Damping materials included in the DIY kit:




## Accessories included in the DIY kit:



# JANTZEN AUDIO

For general accessories click the box below



For SoundCare Super Spikes click the box below

